



Jungle Gym Board Game

Length of Play: 15-20 min. **Group Size:** Small Group (2-4 players)

Learning Goals

This activity is designed to help children strengthen their subitizing skills as they:

- Recognize sets of one to five objects without counting
- Understand that numbers can be represented by objects (dots)
- Learn or reinforce number names
- Count from 1 to 5

Vocabulary

Number names, How many, More than, Less than, Too many, Not enough

Materials

- 5 Jungle Gym: Game Pieces (included)
- 2 Jungle Gym: Game Board (included)
- Optional: Cardstock
- Three- or four-inch-square, white, fold-up gift box (purchase at party stores or order online)
- Speedy Die: Diagram (1s, 2s, and 3s) (included), showing how to layout the dots
- 14 three-quarter-inch round labels (dots)
- Scissors
- Tape, if adding additional game board pieces

Preparation

1. To make the five game pieces: Print the Jungle Gym: Game Pieces (in color and on cardstock, if you can) and cut out the game pieces along the cut lines. Follow the directions on the sheet to make the game pieces stand.
2. To make the Jungle Gym: Game Board print the game board (in color and on cardstock, if you can), cut out along the cut lines, and tape the sections together. To create a larger game board, print multiple copies of the second page of the game board, then overlap the ends, tape them together, and tape to the original game board.
3. To make a Speedy Die: Fold the box per the manufacturer's instructions. Use the Speedy Die Diagram to see how to lay out the dots on the box. Add the dot formations representing each number set to the sides of the box to create the die.



Jungle Gym Board Game (cont.)

Length of Play: 15-20 min. **Group Size:** Small Group (2-4 players)

Note: You can also place additional game boards at an angle to the straight track to make interesting paths (with twists and turns).

Directions

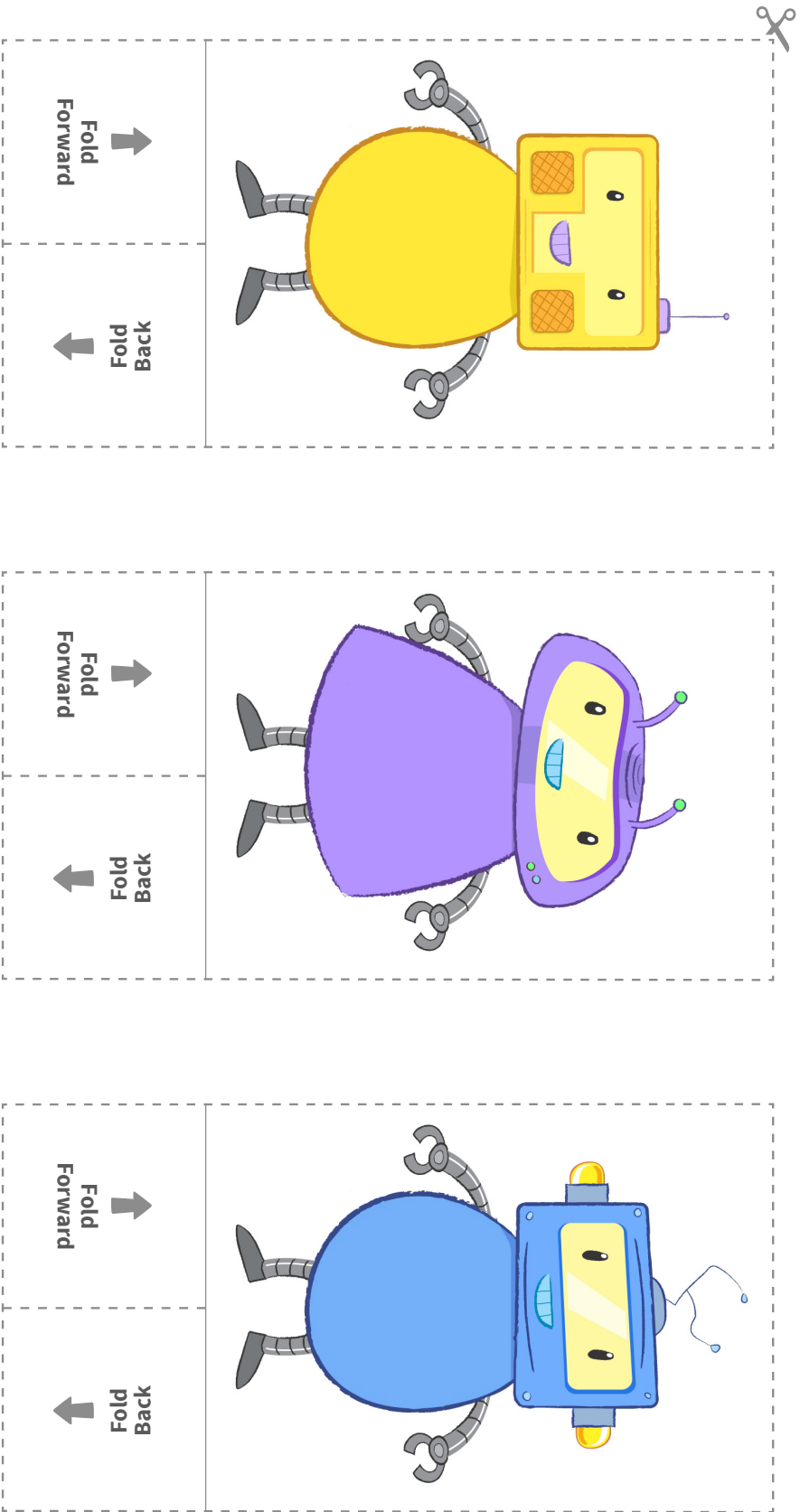
1. Have each child select a game piece and place it at the starting line. Select a game piece for yourself so you can play along, modeling the steps for how to play the game by taking a turn first.
2. Model rolling the speedy die, quickly picking it up, and then moving your game piece that number of spaces on the game board. Be sure to count out loud as you move your game piece to reinforce number skills. Have each child take a turn rolling the speedy die, quickly identifying the number, and then moving that number of spaces on the Jungle Gym game board. Have the children check to make sure everyone moves the correct number of spaces. They can also help each other by counting out the correct number of spaces.
3. The first player who gets to the finish line (the last space) wins!



Early Math with *Gracie & Friends*™ and the characters and related indicia are trademarks of First 8 Studios @WGBH.™/© 2014 WGBH Educational Foundation. All Rights Reserved. This material is based upon work supported by the National Science Foundation under Grant No. DRL-1119118. Its contents are solely the responsibility of the authors and do not necessarily represent the official views of NSF.

Jungle Gym: Game Pieces

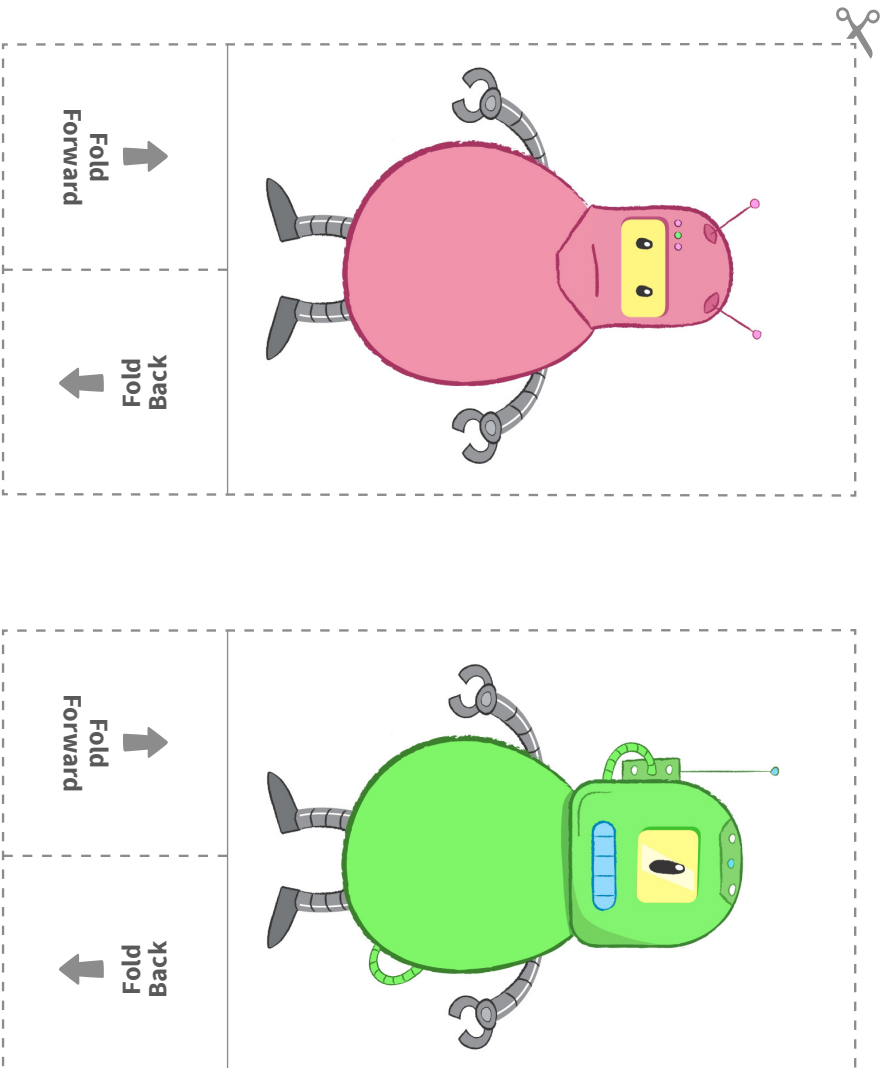
Instructions: Print the game pieces and cut them out. Use them with Jungle Gym: Game Board.



Early Math with Gracie & Friends™ and the characters and related indicia are trademarks of First 8 Studios @WGBH.™/© 2014 WGBH Educational Foundation. All Rights Reserved. This material is based upon work supported by the National Science Foundation under Grant No. DRL-1119118. Its contents are solely the responsibility of the authors and do not necessarily represent the official views of NSF.

Jungle Gym: Game Pieces

Instructions: Print the game pieces and cut them out. Use them with Jungle Gym: Game Board.




Early Math with Gracie & Friends™ and the characters and related indicia are trademarks of First 8 Studios @WGBH.™/© 2014 WGBH Educational Foundation. All Rights Reserved. This material is based upon work supported by the National Science Foundation under Grant No. DRL-1119118. Its contents are solely the responsibility of the authors and do not necessarily represent the official views of NSF.

SUBITIZING

Jungle Gym: Game Board A

Instructions: Print out and play with the Jungle Gym: Game Pieces and a speedy die.




Early Math with Gracie & Friends™ and the characters and related indicia are trademarks of First 8 Studios @WGBH.™/© 2014 WGBH Educational Foundation. All Rights Reserved. This material is based upon work supported by the National Science Foundation under Grant No. DRL-1119118. Its contents are solely the responsibility of the authors and do not necessarily represent the official views of NSF.

SUBITIZING

Jungle Gym: Game Board B

Instructions: Print out and play with the Jungle Gym: Game Pieces and a speedy die.

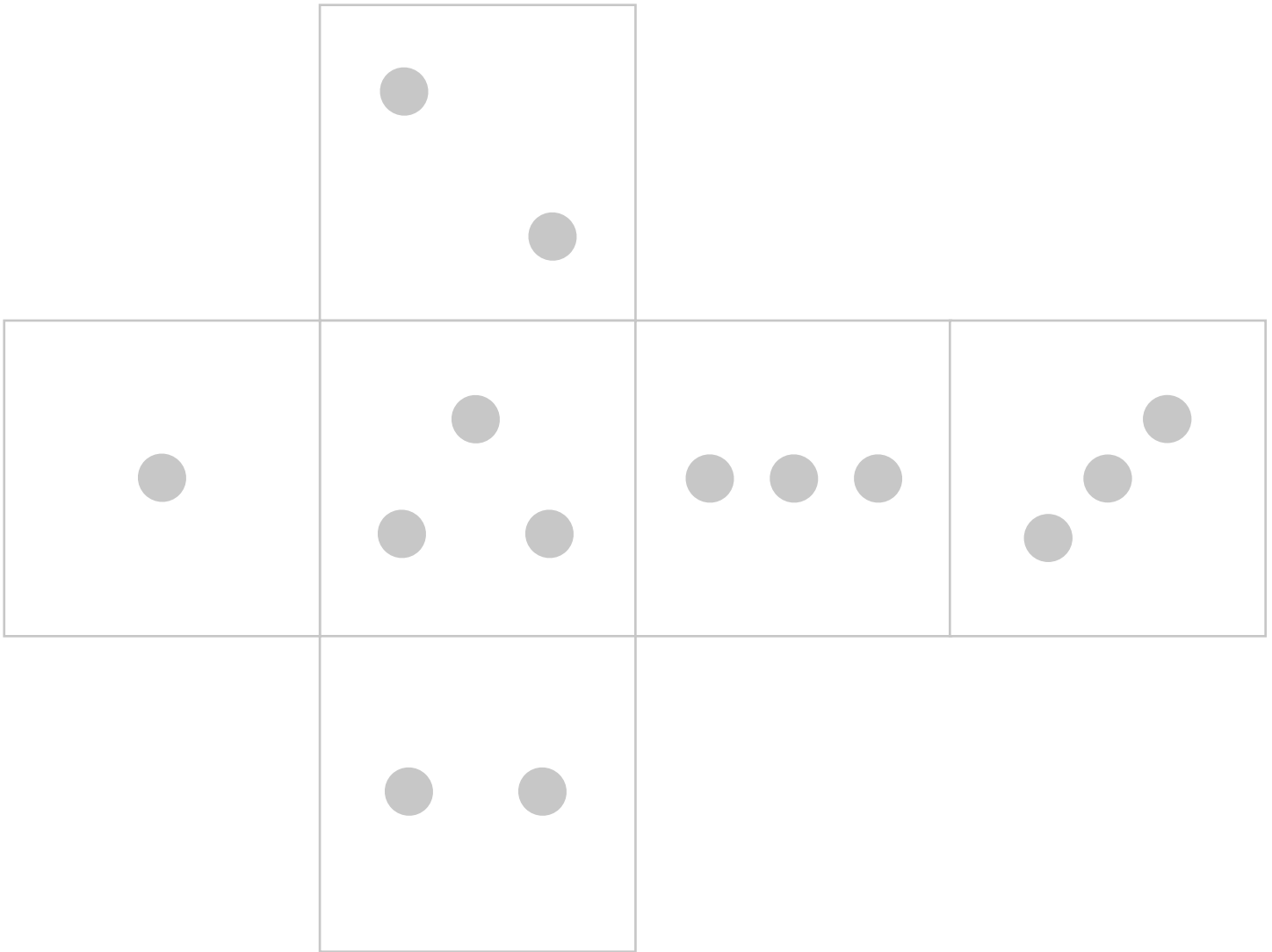


Early Math with Gracie & Friends™ and the characters and related indicia are trademarks of First 8 Studios @WGBH.™/© 2014 WGBH Educational Foundation. All Rights Reserved. This material is based upon work supported by the National Science Foundation under Grant No. DRL-1119118. Its contents are solely the responsibility of the authors and do not necessarily represent the official views of NSF.



Speedy Die: Diagram 1s, 2s, and 3s

Instructions: Arrange the dots on the box in the patterns below.



Early Math with *Gracie & Friends*™ and the characters and related indicia are trademarks of First 8 Studios @WGBH.™/© 2014 WGBH Educational Foundation. All Rights Reserved. This material is based upon work supported by the National Science Foundation under Grant No. DRL-1119118. Its contents are solely the responsibility of the authors and do not necessarily represent the official views of NSF.