



Picture Plates Plus One

Length of Play: 5-10 min. **Group Size:** Whole Class

Learning Goals

This activity is designed to help children strengthen their subitizing skills as they:

- Recognize sets of one to five objects without counting
- Understand that numbers can be represented by objects (pictures)
- Understand that the number of objects in a set is not affected by their arrangement
- Learn or reinforce number names
- Compare sets of one to five objects and identify if the sets are the same or different

Vocabulary

Number names, A lot, Many, More than, Less than, Same amount/number, More, Triangle, Square, Line, Diamond

Materials

- 9 Picture Plates Plus One (included)
- Optional: Cardstock
- Optional: 9 white paper plates
- Optional: 8, 10, and 11, respectively, of three types of stickers (3/4" or larger in size, richly colored, in simple shapes such as, stars, diamonds, balloons, etc.)

Preparation

1. Print (in color and on cardstock, if possible) and cut out the Picture Plates Plus One PDF. For a more authentic experience, make picture plates out of nine paper plates and three types of stickers using the following instructions.
2. To make your own Picture Plates Plus One: This set of picture plates is made using nine white paper plates with three different types of stickers in different arrangements for number sets 1–5. Round plates have the advantage of having no particular orientation, so children can see that a square formation of four stickers becomes a diamond formation of four stickers when turned 45 degrees. Use stickers that have a simple shape, such as stars, diamonds, balloon, etc., so the children can easily make out the shape. Place the stickers on nine paper plates in the same arrangements as on the Picture Plates Plus One templates above.



Picture Plates Plus One (cont.)

Length of Play: 5-10 min. **Group Size:** Whole Class

Directions

1. Make sure the order of the plates is mixed up. Place the plates in your lap so children can't see the pictures.
2. Hold up a picture plate **for two seconds only** so children can see the pictures. Quickly place it back in your lap.
3. Ask the children to show you how many pictures were on the plate by holding up that number of fingers or saying the number out loud.
4. Repeat the activity with the rest of the picture plates.

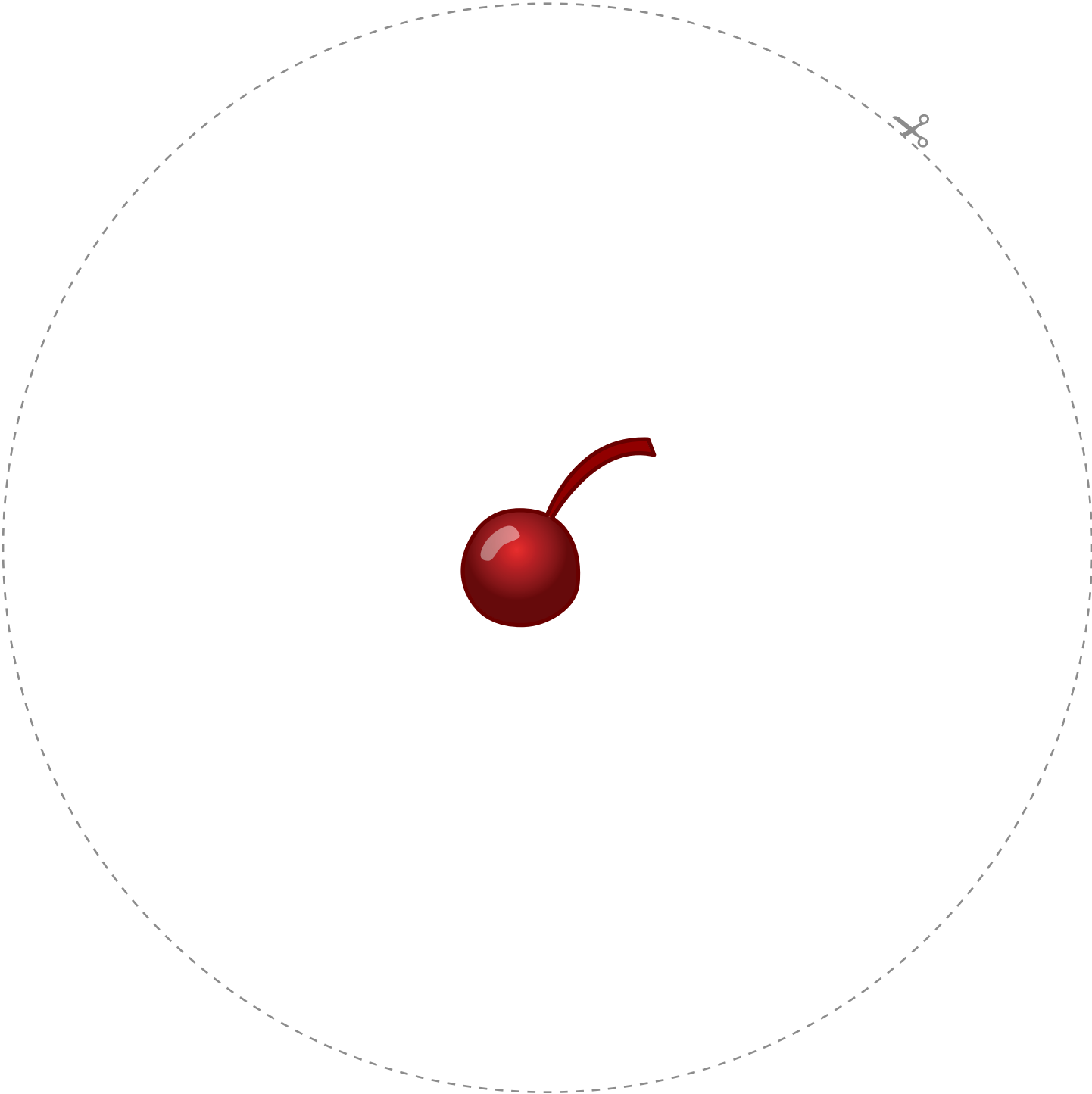


Early Math with *Gracie & Friends*™ and the characters and related indicia are trademarks of First 8 Studios @WGBH.™/© 2014 WGBH Educational Foundation. All Rights Reserved. This material is based upon work supported by the National Science Foundation under Grant No. DRL-1119118. Its contents are solely the responsibility of the authors and do not necessarily represent the official views of NSF.



Picture Plates Plus One

Instructions: Print and cut out the circle.

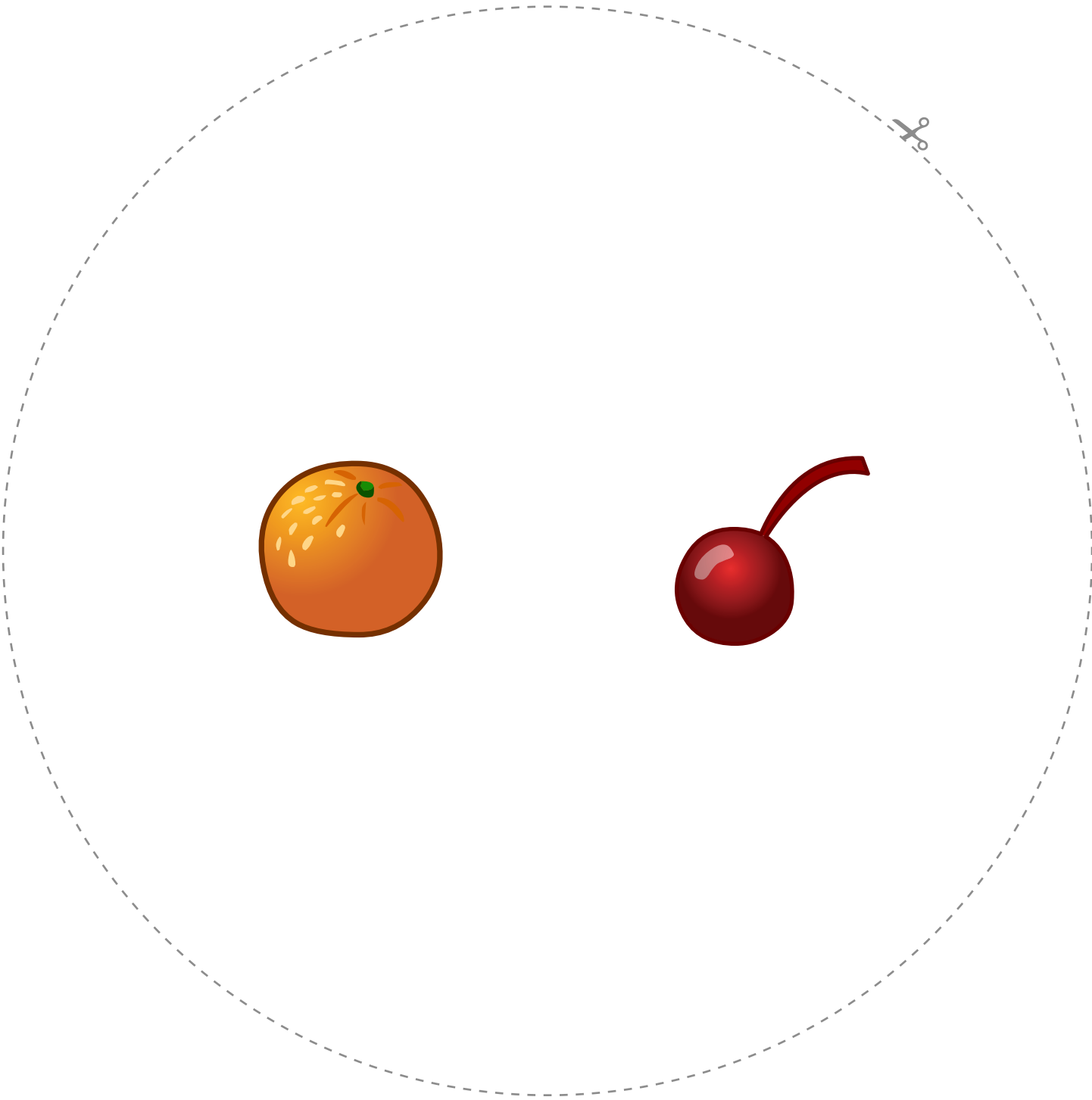


Early Math with *Gracie & Friends*™ and the characters and related indicia are trademarks of First 8 Studios @WGBH.™/© 2014 WGBH Educational Foundation. All Rights Reserved. This material is based upon work supported by the National Science Foundation under Grant No. DRL-1119118. Its contents are solely the responsibility of the authors and do not necessarily represent the official views of NSF.



Picture Plates Plus One

Instructions: Print and cut out the circle.

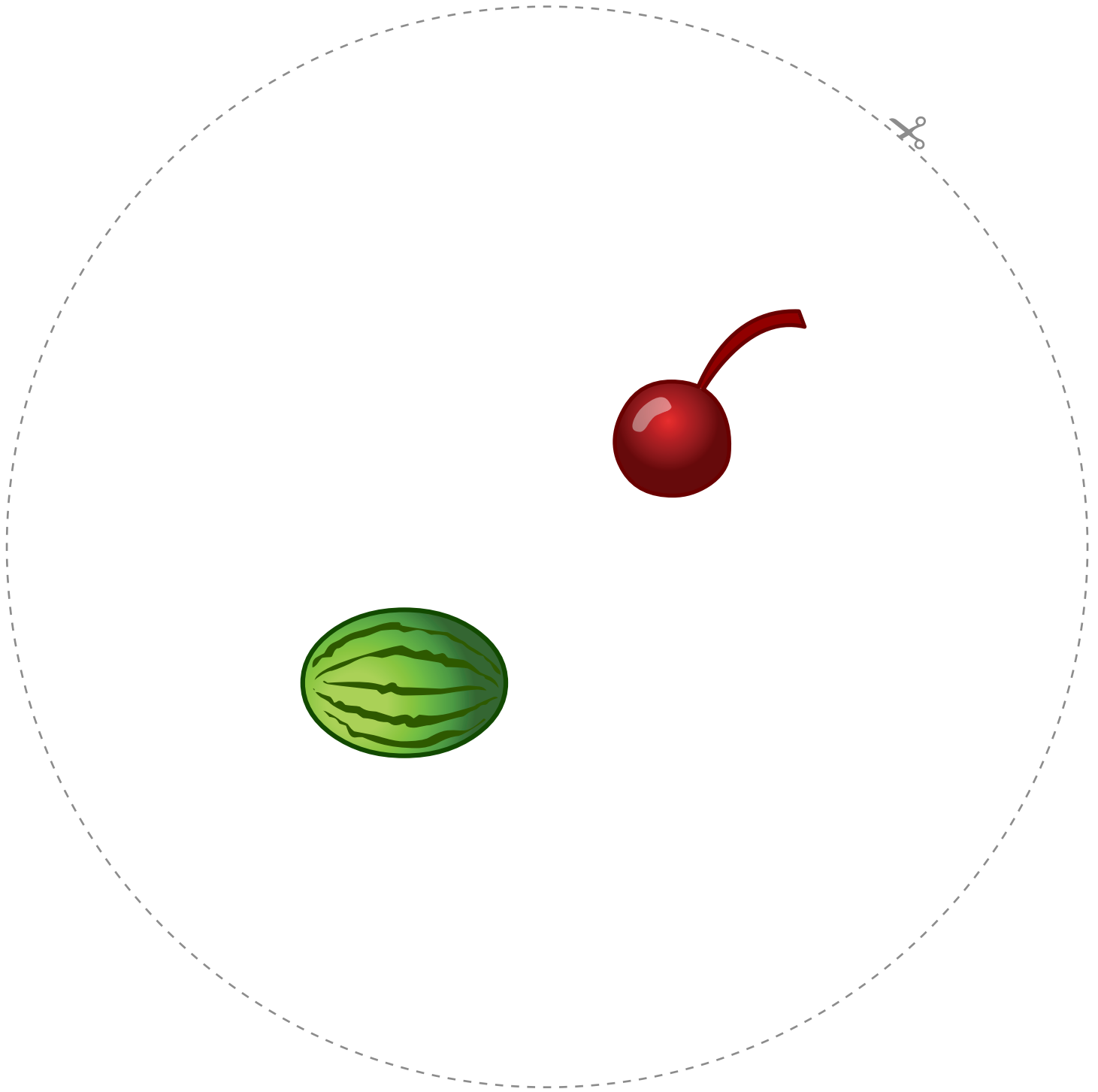


Early Math with *Gracie & Friends*™ and the characters and related indicia are trademarks of First 8 Studios @WGBH.™/© 2014 WGBH Educational Foundation. All Rights Reserved. This material is based upon work supported by the National Science Foundation under Grant No. DRL-1119118. Its contents are solely the responsibility of the authors and do not necessarily represent the official views of NSF.



Picture Plates Plus One

Instructions: Print and cut out the circle.

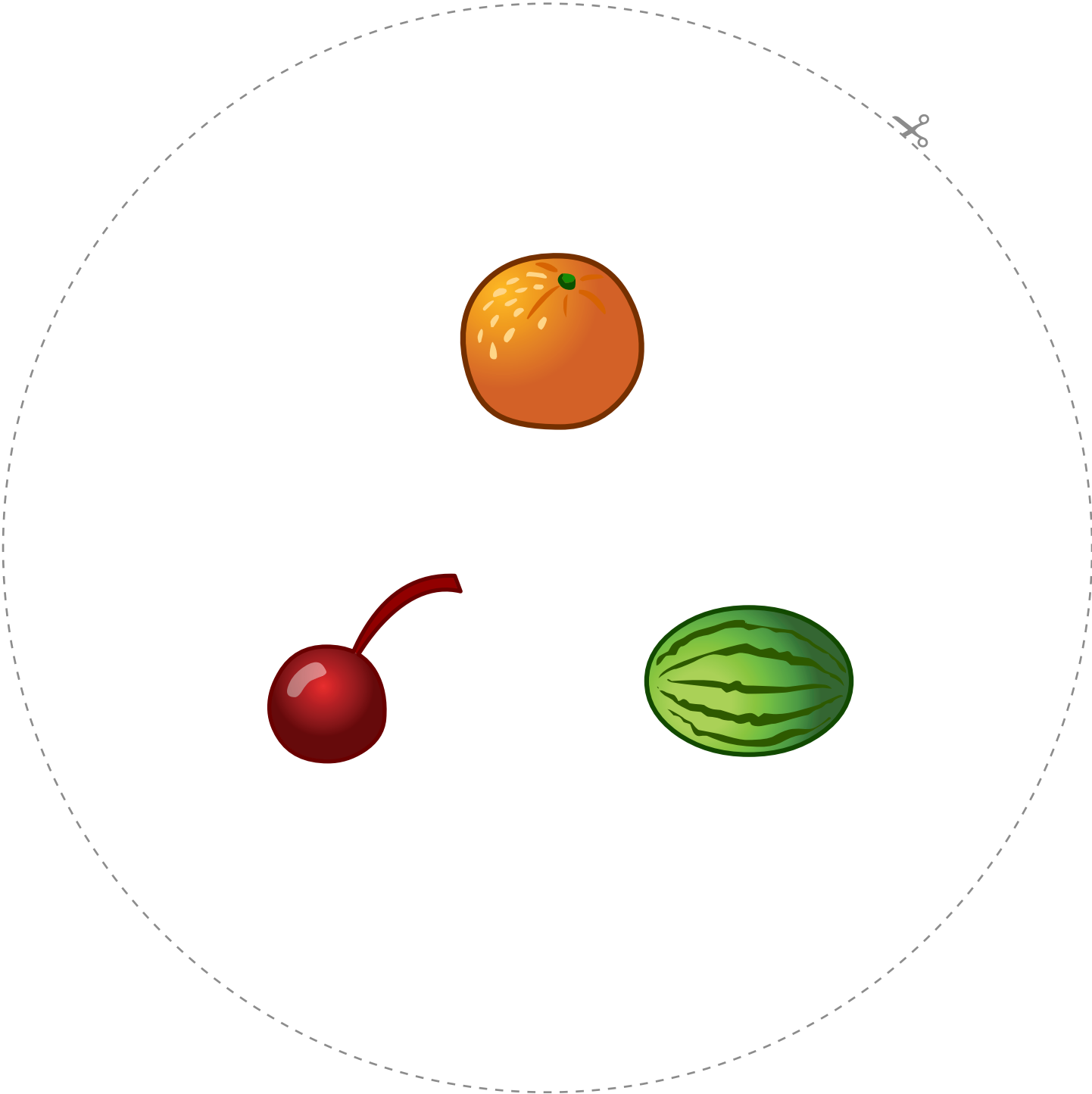


Early Math with *Gracie & Friends*™ and the characters and related indicia are trademarks of First 8 Studios @WGBH.™/© 2014 WGBH Educational Foundation. All Rights Reserved. This material is based upon work supported by the National Science Foundation under Grant No. DRL-1119118. Its contents are solely the responsibility of the authors and do not necessarily represent the official views of NSF.



Picture Plates Plus One

Instructions: Print and cut out the circle.




Early Math with *Gracie & Friends*™ and the characters and related indicia are trademarks of First 8 Studios @WGBH.™/© 2014 WGBH Educational Foundation. All Rights Reserved. This material is based upon work supported by the National Science Foundation under Grant No. DRL-1119118. Its contents are solely the responsibility of the authors and do not necessarily represent the official views of NSF.



Picture Plates Plus One

Instructions: Print and cut out the circle.

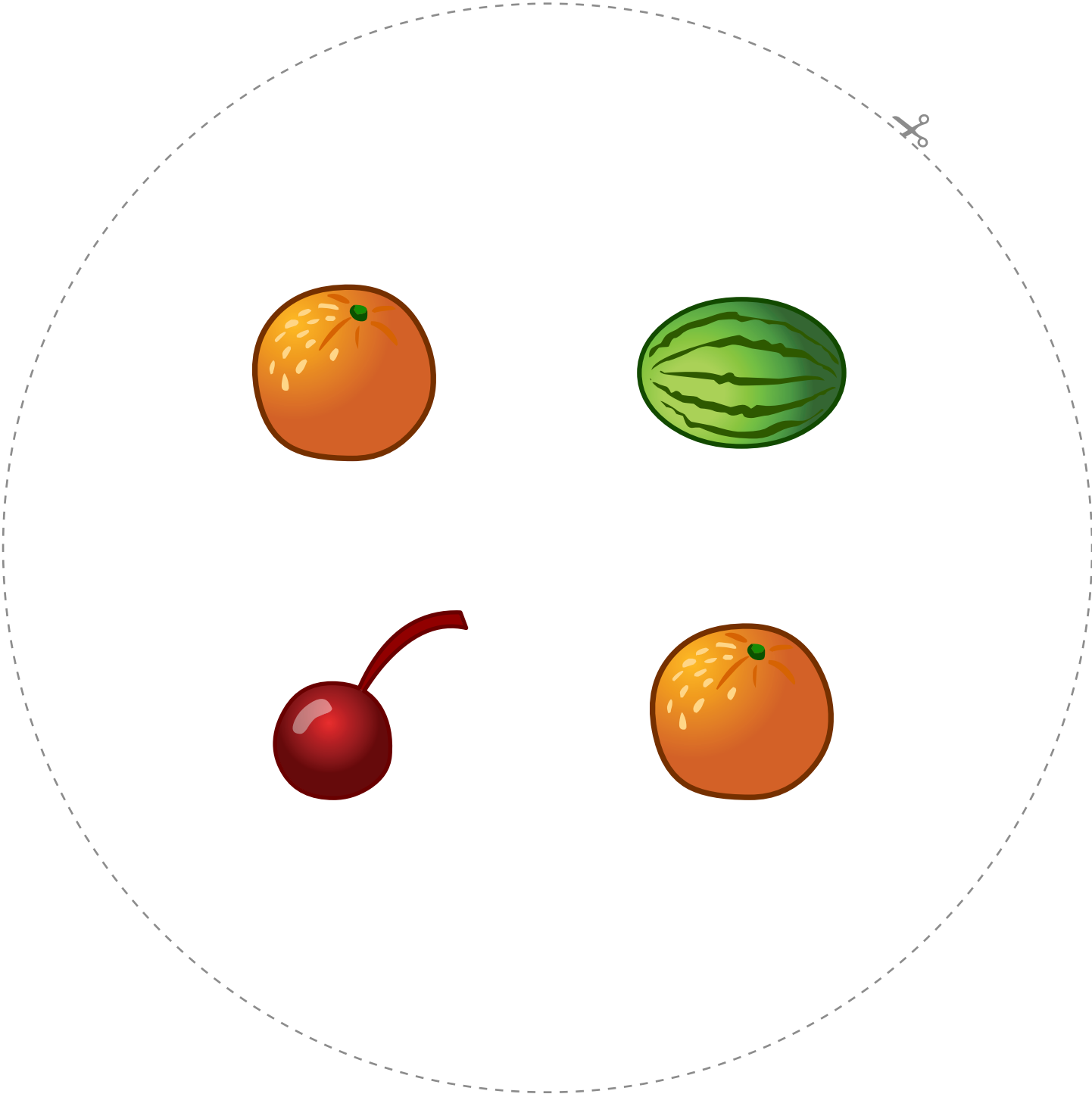


Early Math with *Gracie & Friends*™ and the characters and related indicia are trademarks of First 8 Studios @WGBH.™/© 2014 WGBH Educational Foundation. All Rights Reserved. This material is based upon work supported by the National Science Foundation under Grant No. DRL-1119118. Its contents are solely the responsibility of the authors and do not necessarily represent the official views of NSF.



Picture Plates Plus One

Instructions: Print and cut out the circle.




Early Math with *Gracie & Friends*™ and the characters and related indicia are trademarks of First 8 Studios @WGBH.™/© 2014 WGBH Educational Foundation. All Rights Reserved. This material is based upon work supported by the National Science Foundation under Grant No. DRL-1119118. Its contents are solely the responsibility of the authors and do not necessarily represent the official views of NSF.



Picture Plates Plus One

Instructions: Print and cut out the circle.

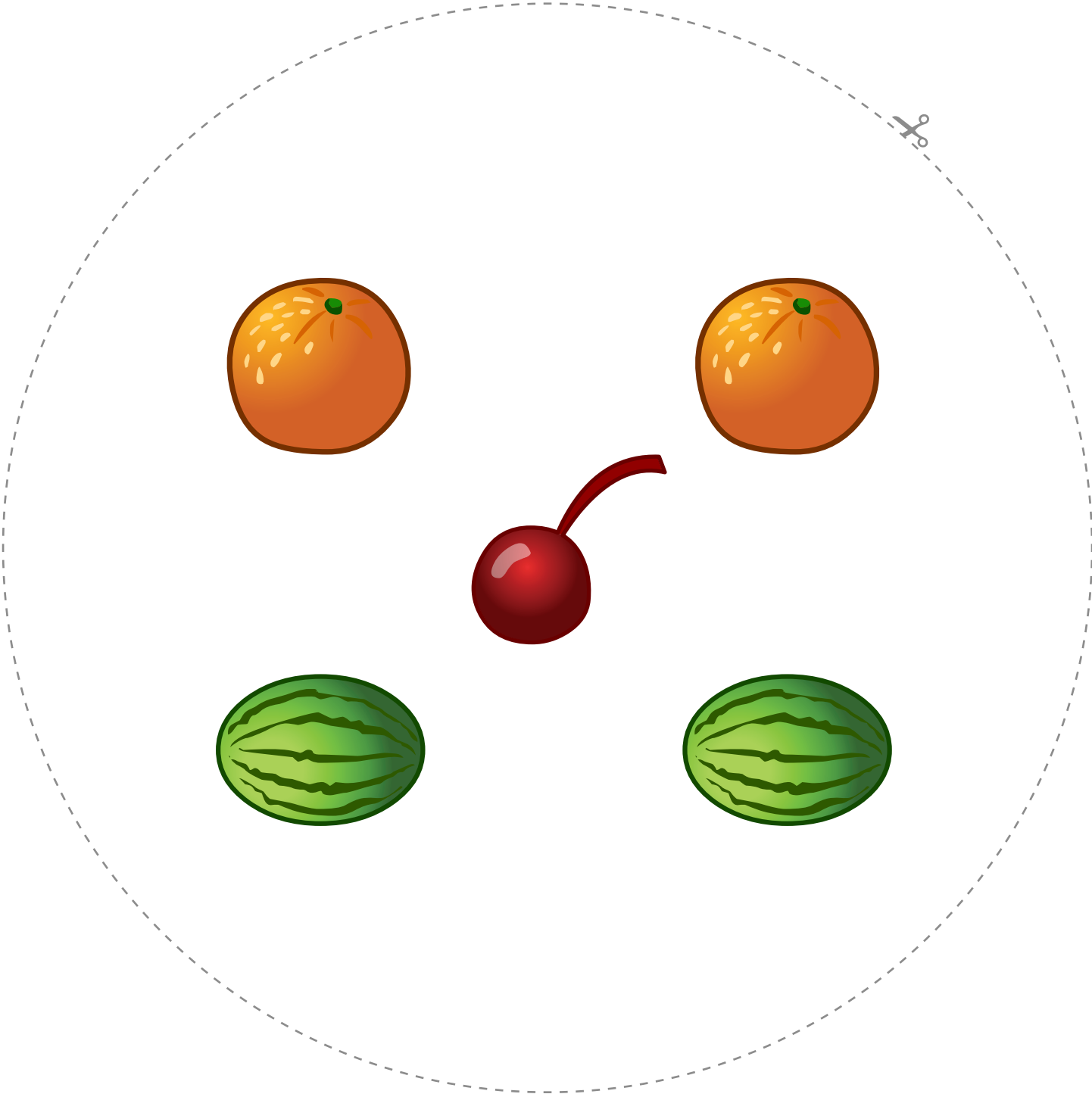


Early Math with *Gracie & Friends*™ and the characters and related indicia are trademarks of First 8 Studios @WGBH.™/© 2014 WGBH Educational Foundation. All Rights Reserved. This material is based upon work supported by the National Science Foundation under Grant No. DRL-1119118. Its contents are solely the responsibility of the authors and do not necessarily represent the official views of NSF.



Picture Plates Plus One

Instructions: Print and cut out the circle.

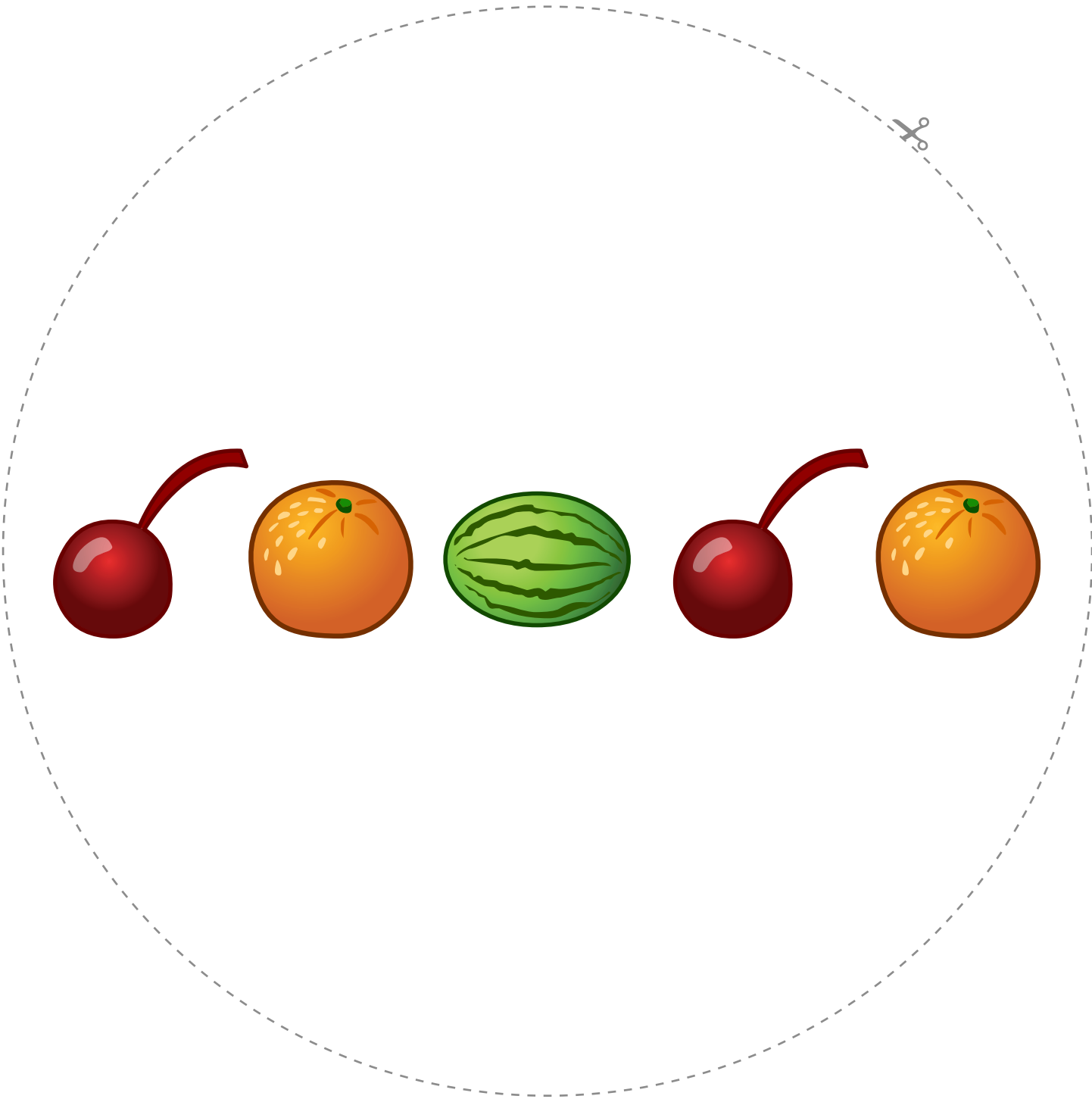


Early Math with *Gracie & Friends*™ and the characters and related indicia are trademarks of First 8 Studios @WGBH.™/© 2014 WGBH Educational Foundation. All Rights Reserved. This material is based upon work supported by the National Science Foundation under Grant No. DRL-1119118. Its contents are solely the responsibility of the authors and do not necessarily represent the official views of NSF.



Picture Plates Plus One

Instructions: Print and cut out the circle.



Early Math with *Gracie & Friends*™ and the characters and related indicia are trademarks of First 8 Studios @WGBH.™/© 2014 WGBH Educational Foundation. All Rights Reserved. This material is based upon work supported by the National Science Foundation under Grant No. DRL-1119118. Its contents are solely the responsibility of the authors and do not necessarily represent the official views of NSF.