



Treasure Bubble Match

Length of Play: 15 min.

Group Size: Small Group (2-4 Players)

Learning Goals

This activity is designed to help children strengthen their subitizing skills as they:

- Recognize sets of one to five objects without counting
- Learn or reinforce number names; count from 1 to 5
- Understand that numbers can be represented by objects

Vocabulary

Number names, Same, Different, More than, Less than, Too many, Not enough

Materials

- 5 Paper or plastic cups
- 25 Treasure Bubble Match: Picture Cards (included)
- 5 Treasure Bubble Match: Number Cards (included)
- Scissors
- Tape
- Optional: timer

Preparation

1. Print and cut out the number and picture cards.
2. Tape a number card to the front of each cup.
3. Place the cups in the correct number sequence (i.e., 1, 2, 3, 4, 5) on a table.
4. Remove the picture cards with mixed sets of objects if they are too challenging for your children. Shuffle the rest of the picture cards and place them facedown on the table in front of the cups.

Directions

You can play this game with or without the timer. If you choose to play without a timer, have children work quickly. If you choose to play with a timer, set it to 15 seconds for each round of play. You can increase or decrease the amount of time as needed and desired. You may also want to show the children how to set the timer so they can do it themselves for additional rounds.

1. Tell the children that the goal of this game is to work together to quickly place each picture card in the cup labeled with the matching number. For instance, a card with three diamonds would be placed in the cup labeled with three dots.



Treasure Bubble Match (cont.)

Length of Play: 15 min. **Group Size:** Small Group (2-4 Players)

2. After the children have played one round of the game, have them check to make sure the picture cards were placed in the correct cups. They can do this by comparing the number of objects on each picture card with the number of dots on the cup it was placed in. Ask, *Do the number of objects on the cards match the number of dots taped to the cup?*
3. Remove the picture cards from the cup and shuffle and place them facedown on the table for another round. Encourage the children to work quickly and accurately in placing the cards in the cups.



Note: If children are having difficulty recognizing numbers or placing the picture cards in the correct cups, offer additional support by having them count the objects on the cards before placing them in cups. You may also want to use the picture or number cards like flash cards, and ask the children to identify the number of objects on each.



Early Math with *Gracie & Friends*™ and the characters and related indicia are trademarks of First 8 Studios @WGBH.™/© 2014 WGBH Educational Foundation. All Rights Reserved. This material is based upon work supported by the National Science Foundation under Grant No. DRL-1119118. Its contents are solely the responsibility of the authors and do not necessarily represent the official views of NSF.



Treasure Bubble Match: Picture Cards

Instructions: Print and cut out.



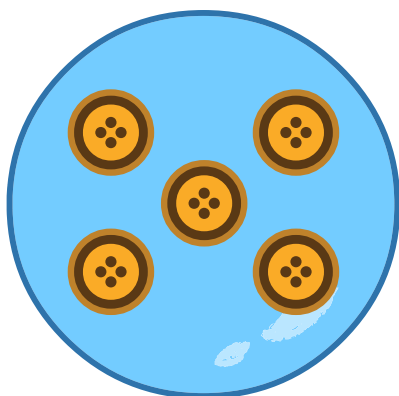

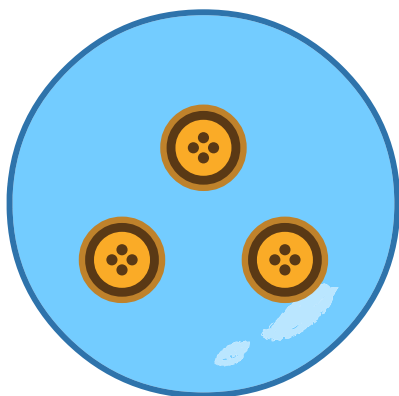
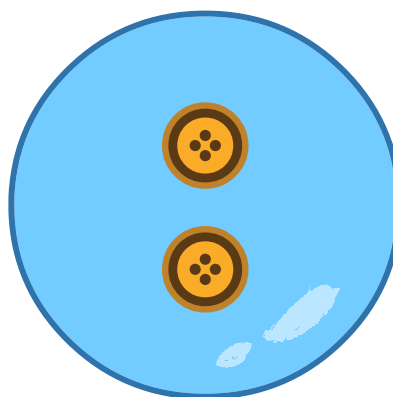
Treasure Bubble Match: Picture Cards

Instructions: Print and cut out.



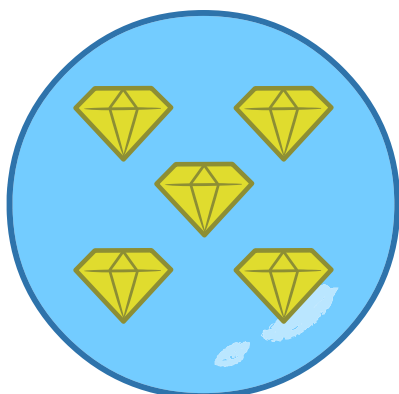
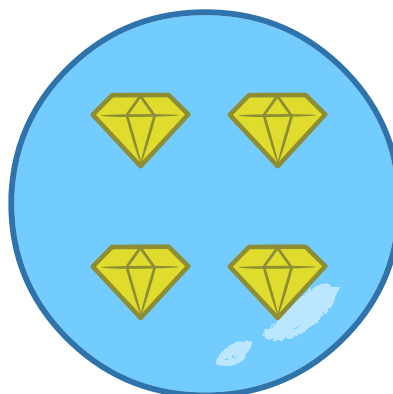
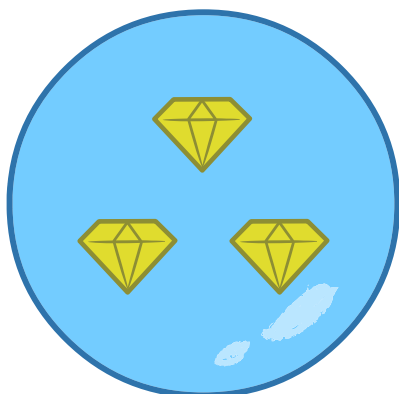
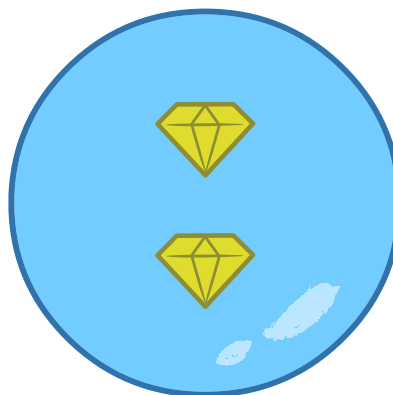
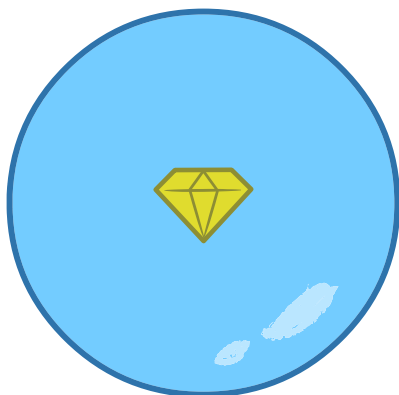
Treasure Bubble Match: Picture Cards

Instructions: Print and cut out.



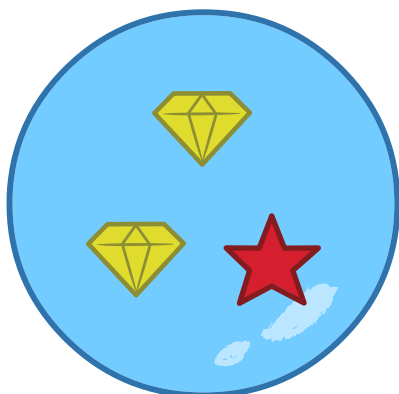

Treasure Bubble Match: Picture Cards

Instructions: Print and cut out.



Treasure Bubble Match: Picture Cards

Instructions: Print and cut out.





Treasure Bubble Match: Number Cards

Instructions: Print, cut out, and tape to cups.





Early Math with *Gracie & Friends*™ and the characters and related indicia are trademarks of First 8 Studios @WGBH.™/© 2014 WGBH Educational Foundation. All Rights Reserved. This material is based upon work supported by the National Science Foundation under Grant No. DRL-1119118. Its contents are solely the responsibility of the authors and do not necessarily represent the official views of NSF.