


# Leaf Cards

**Instructions:** Print out cards on heavy paper (or draw leaves on index cards).  
Cut along the dotted lines.




<p><b>5</b></p>	<p><b>3</b></p>
<p><b>1</b></p>	<p><b>4</b></p>
<p><b>6</b></p>	<p><b>2</b></p>

# Plant Game Board




## Plant Part Description Cards

**Instructions:** Cut out the cards. Put them in a sandwich bag. Or make a flip book: hole punch a small circle in the corner of each card. Thread a piece of string or ribbon through the holes. Tie it loosely so you can flip through the cards.



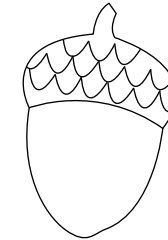
### flower

Flowers contain seeds that will grow into new plants.




### leaves

Leaves take in sunlight that the plant uses to make food.



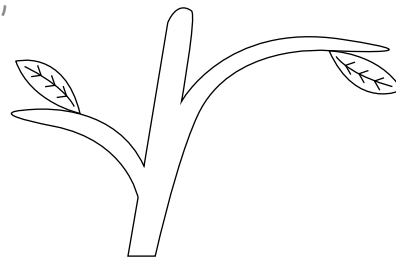
### seed

Seeds hold nutrients such as food and vitamins that a plant needs as it begins to grow.



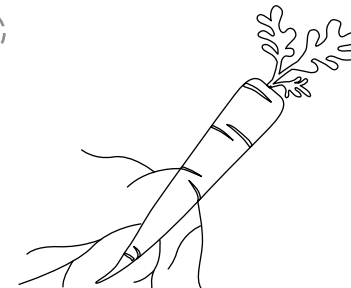
### fruit

Fruits contain seeds that will grow into new plants.



### stem

A stem supports the plant and moves water and nutrients from the roots through the plant.



### root

Roots push down into the soil and take in water, food, and nutrients from the soil for the plant.