


Simon Says: Shadow Cards #1


Instructions: Copy the shadow cards onto heavy card stock paper. Cut out the cards. Place them in a small paper bag.



1 next to 1




3 next to 1




2 next to 2



1 next to 2




2 next to 1




1 behind 1

Simon Says: Shadow Cards #2


Instructions: Copy the shadow cards onto heavy card stock paper. Cut out the cards. Place them in a small paper bag.




1 in front of 2




2 behind 1




3 behind 1



1 in front of 1











1 between 2



2 between 2

Positional Words Chart

 <p>above/over</p>	 <p>below/under</p>
 <p>in front</p>	 <p>behind</p>
 <p>closer</p>	 <p>farther</p>
 <p>between</p>	 <p>next to</p>